

2023**Round 6 : October 27 - 29****Phillip Island GP Circuit**
ASBK.COM.AU f t i y
SUPERBIKE MASTERS**Race 1**
 Date: **28/10/23**
 Event: **R01**
 Weather: **Cloudy & windy - Temp: 20.6C**
 Track: **Dry - Temp: 23.3C**

 Started at: **13:53:30**
 Laps: **5**
 Starters: **34**
 Posted at: **14:07**
PROVISIONAL CLASSIFICATION

Pos	No	Name	Class	Machine	Laps	Race Time	Behind Leader	Behind Prev	Fastest Lap	On Lap	Top Speed
1	43	Keo WATSON (NSW) / C & M M-cycles / Silkolene / Shark Leathers / Goodridge / Pheasant Wood Circuit	P6F13	Yamaha FZR 1000	5	8:34.643			1:41.420	2	276
2	36	Murray CLARK (QLD) / MCR	P6F13	Suzuki GSXR K 1127	5	8:34.895	.252	.252	1:41.194	4	269
3	52	Ryan TAYLOR (VIC) / Pablo's Motorcycle Tyres	P6F13	Suzuki GSXR 1100	5	8:35.544	.901	.649	1:41.419	2	267
4	29	Scott CAMPBELL (TAS) / LKA Workwear / RST / Alpinestars	P6F7	Honda RC30 750	5	8:35.980	1.337	.436	1:41.417	2	258
5	49	Corey TURNER (QLD) / Classic Film Autos	P6F7	Suzuki GSX-R 750	5	8:47.671	13.028	11.691	1:43.618	3	254
6	76	Scott WEBSTER (VIC) / T&K Carney / West Gippsland Auto Electrics	P5F1	Suzuki XR69 1200	5	9:01.386	26.743	13.715	1:45.607	3	254
7	50	Glenn HINDLE (NSW) / Goulburn Power Centre	P5F1	Suzuki XR69 1170	5	9:03.359	28.716	1.973	1:46.399	4	256
8	2	Brad PHELAN (QLD) / Edge Competition / BPR	P5UN	Suzuki Katana 1100	5	9:04.393	29.750	1.034	1:45.775	5	255
9	20	David JOHNSON (SA) / Carl Cox Motorsport / TT Motorcycles	P5UN	Suzuki Katana 1100	5	9:05.761	31.118	1.368	1:43.194	2	262
10	3	Aaron BENNETT (NSW) / Well sprung / Sultana Solutions / Future Air Conditioning / MJ Functional	P5UN	Suzuki GSX 1290	5	9:08.120	33.477	2.359	1:47.191	2	266
11	75	Steven HARLEY (NSW)	P6F13	Bimota YB6 1000	5	9:20.139	45.496	12.019	1:49.742	4	248
12	9	Dean CASTLETON (VIC)	P6F13	Suzuki GSXR 1100	5	9:20.309	45.666	.170	1:48.929	2	246
13	63	Robert YOUNG (NSW) / Ron Young Engineering	P6F7	Ducati 888	5	9:21.390	46.747	1.081	1:49.803	2	253
14	23	Laurie FYFFE (NSW)	P6F7	Honda RC30 750	5	9:21.533	46.890	.143	1:48.574	3	234
15	778	Corey GLOCK (QLD)	P6F7	Suzuki GSXR 750	5	9:21.939	47.296	.406	1:49.287	3	239
16	151	Phillip BEVAN (NSW)	P6F7	Honda VFR 750	5	9:21.989	47.346	.050	1:50.071	2	240
17	45	Edwin HAAZER (VIC) / Spice Consulting / Sunset Racing	P5UN	Suzuki Katana 1170	5	9:22.607	47.964	.618	1:50.084	4	244
18	89	Stuart WOODBURY (NSW) / D Moto Motorcycle Engineering	P6F13	Yamaha FZR 1040	5	9:25.607	50.964	3.000	1:50.399	3	258
19	164	Ian SHORT (VIC) / Motoheaven / Doyle & Shields / James O'hagen Photography / Eastern Signs	P5F1	Harris CMR 1170	5	9:29.562	54.919	3.955	1:51.060	2	248
20	73	Glenn CRUTCHLEY (VIC)	P5F1	Kawasaki Z1000 1200	5	9:30.509	55.866	.947	1:51.141	2	243
21	289	Mark POWELL (NSW) / Nutra Organics	P6F7	Ducati Twin 888	5	9:34.573	59.930	4.064	1:51.406	2	233
22	131	Paul RIGNEY (NSW) / HK31	P5UN	Kawasaki Z 1000	5	9:34.846	1:00.203	.273	1:52.349	5	222
23	90	Michael MOLONEY (VIC) / Toss Dog Racing	P5UN	Suzuki GSX 1170	5	9:35.967	1:01.324	1.121	1:50.539	2	246
24	21	Denis ACKLAND (VIC)	P5UN	Kawasaki Z1000 1260	5	9:42.270	1:07.627	6.303	1:52.580	5	263
25	27	Lech BUDNIAK (NSW)	P6F13	Bimota YB8 1000	5	9:50.738	1:16.095	8.468	1:55.061	5	232
26	64	Paul PARLETT (NSW) / SP Race Engines	P5F1	Suzuki XR69 1100	5	10:04.854	1:30.211	14.116	1:57.742	3	205
27	22	Karen WEBB (TAS) / SKI Investments	P6F7	Suzuki GSX-R 750	5	10:06.529	1:31.886	1.675	1:57.772	3	224
28	7	Damion DAVIS (NSW) / Lennox Floors	P5F1	Suzuki TR 750	5	10:07.367	1:32.724	.838	1:58.615	2	217
29	82	Russell COUTTS (QLD) / Fonzie Abbott Coffee	P5UN	Suzuki GSX 1170	5	10:07.635	1:32.992	.268	1:58.566	4	216
30	747	Allen BROMLEY (QLD) / Twisted Wrist	P5UN	Suzuki GSXR 1170	5	10:13.207	1:38.564	5.572	2:00.112	5	220
31	8	Albert TEHENNEPE (VIC)	P5F1	Kawasaki F1 1200	5	10:28.209	1:53.566	15.002	2:01.356	3	228
32	816	Darren LARK (VIC) / Red-Mist Motorcycle Accessories	P6F7	Kawasaki ZXR 750	4	9:03.870	1 Lap		2:12.366	3	201
DNF	95	John RILEY (WA) / BPR	P5F1	Honda RC30 750	1	2:05.793	3 Laps		2:05.793	1	251
DNF	12	Richard EASTON (NSW) / Oaks Performance Motorcycles	P6F7	Suzuki GSXR 750	1	2:07.754	3 Laps	1.961	2:07.754	1	221

Fastest Lap was 1:41.194 by Murray CLARK (QLD)

The results are provisional until the end of the time limit for protests and appeals.


 Chief Timekeeper - Scott Laing


 Race Director - Tom Williams

www.computime.com.au
COMPUTIME RACE TIMING SYSTEMS PTY LTD


2023**Round 6 : October 27 - 29****Phillip Island GP Circuit****SUPERBIKE MASTERS****Race 1**


Date: **28/10/23**
 Event: **R01**
 Weather: **Cloudy & windy - Temp: 20.6C**
 Track: **Dry - Temp: 23.3C**


Started at: **13:53:30**
 Laps: **5**
 Starters: **34**
 Posted at: **14:07**

PROVISIONAL LAP TIMES

No	Name	Lap 1	Lap 2	Lap 3	Lap 4	Lap 5
2	Brad PHELAN (QLD)	1:53.990	1:48.973	1:48.100	1:47.555	1:45.775
3	Aaron BENNETT (NSW)	1:55.206	1:47.191	1:47.723	1:49.234	1:48.766
7	Damion DAVIS (NSW)	2:07.019	1:58.615	2:00.445	2:01.096	2:00.192
8	Albert TEHENNEPE (VIC)	2:16.402	2:03.481	2:01.356	2:03.711	2:03.259
9	Dean CASTLETON (VIC)	1:59.567	1:48.929	1:50.595	1:51.081	1:50.137
12	Richard EASTON (NSW)	2:07.754				
20	David JOHNSON (SA)	1:49.975	1:43.194	1:44.537	1:50.038	1:58.017
21	Denis ACKLAND (VIC)	2:06.300	1:54.741	1:54.365	1:54.284	1:52.580
22	Karen WEBB (TAS)	2:09.411	1:59.300	1:57.772	1:59.366	2:00.680
23	Laurie FYFFE (NSW)	1:59.544	1:50.987	1:48.574	1:51.438	1:50.990
27	Lech BUDNIAK (NSW)	2:06.978	1:56.241	1:56.689	1:55.769	1:55.061
29	Scott CAMPBELL (TAS)	1:48.065	1:41.417	1:41.724	1:42.027	1:42.747
36	Murray CLARK (QLD)	1:48.532	1:41.940	1:41.444	1:41.194	1:41.785
43	Keo WATSON (NSW)	1:47.327	1:41.420	1:41.971	1:41.804	1:42.121
45	Edwin HAAZER (VIC)	2:01.203	1:50.179	1:50.418	1:50.084	1:50.723
49	Corey TURNER (QLD)	1:50.415	1:43.793	1:43.618	1:44.489	1:45.356
50	Glenn HINDLE (NSW)	1:55.153	1:47.707	1:47.129	1:46.399	1:46.971
52	Ryan TAYLOR (VIC)	1:47.827	1:41.419	1:41.604	1:42.206	1:42.488
63	Robert YOUNG (NSW)	1:57.652	1:49.803	1:51.204	1:51.364	1:51.367
64	Paul PARLETT (NSW)	2:10.464	1:59.323	1:57.742	1:58.427	1:58.898
73	Glenn CRUTCHLEY (VIC)	2:00.728	1:51.141	1:52.144	1:53.917	1:52.579
75	Steven HARLEY (NSW)	1:58.008	1:50.750	1:50.046	1:49.742	1:51.593
76	Scott WEBSTER (VIC)	1:53.940	1:46.803	1:45.607	1:46.185	1:48.851
82	Russell COUTTS (QLD)	2:10.478	1:59.415	2:00.464	1:58.566	1:58.712
89	Stuart WOODBURY (NSW)	1:59.436	1:51.734	1:50.399	1:52.251	1:51.787
90	Michael MOLONEY (VIC)	2:02.359	1:50.539	1:52.861	1:52.421	1:57.787
95	John RILEY (WA)	2:05.793				
131	Paul RIGNEY (NSW)	2:03.745	1:52.700	1:52.989	1:53.063	1:52.349
151	Phillip BEVAN (NSW)	1:58.049	1:50.071	1:50.852	1:51.563	1:51.454
164	Ian SHORT (VIC)	2:02.947	1:51.060	1:51.656	1:52.282	1:51.617
289	Mark POWELL (NSW)	2:03.673	1:51.406	1:53.469	1:53.348	1:52.677
747	Allen BROMLEY (QLD)	2:10.557	2:01.367	2:00.886	2:00.285	2:00.112
778	Corey GLOCK (QLD)	2:00.310	1:50.504	1:49.287	1:50.558	1:51.280
816	Darren LARK (VIC)	2:22.598	2:12.527	2:12.366	2:16.379	

The results are provisional until the end of the time limit for protests and appeals.


 Chief Timekeeper - Scott Laing


 Race Director - Tom Williams



www.computime.com.au
COMPUTIME RACE TIMING SYSTEMS PTY LTD



2023



Round 6 : October 27 - 29

Phillip Island GP Circuit



ASBK.COM.AU f t i y

SUPERBIKE MASTERS

Race 1

Date: 28/10/23
 Event: R01
 Weather: Cloudy & windy - Temp: 20.6C
 Track: Dry - Temp: 23.3C

Started at: 13:53:30
 Laps: 5
 Starters: 34
 Posted at: 14:07

PROVISIONAL SPLIT TIMES

Lap	Split 1	Split 2	Split 3	Split 4	Lap Time	Spd	Lap	Split 1	Split 2	Split 3	Split 4	Lap Time	Spd
2 Brad PHELAN (QLD) (8th)							3	24.639	30.460	20.274	29.164	1:44.537	257
1	32.164	31.454	20.610	29.762	1:53.990	200	4	26.126	32.685	20.804	30.423	1:50.038	254
2	25.995	32.138	21.015	29.825	1:48.973	250	5	26.343	35.649	23.627	32.398	1:58.017	252
3	26.172	31.919	20.638	29.371	1:48.100	249	21 Denis ACKLAND (VIC) (24th)						
4	25.738	32.002	20.404	29.411	1:47.555	255	1	37.147	35.430	21.887	31.836	2:06.300	187
5	25.478	30.936	20.187	29.174	1:45.775	255	2	26.789	34.248	21.767	31.937	1:54.741	263
3 Aaron BENNETT (NSW) (10th)							3	26.983	33.788	22.203	31.391	1:54.365	255
1	32.733	32.591	20.991	28.891	1:55.206	207	4	27.236	33.873	22.172	31.003	1:54.284	254
2	25.466	32.216	20.604	28.905	1:47.191	266	5	26.353	33.271	21.949	31.007	1:52.580	257
3	25.701	32.316	20.432	29.274	1:47.723	258	22 Karen WEBB (TAS) (27th)						
4	25.862	33.159	20.649	29.564	1:49.234	260	1	38.567	36.144	22.893	31.807	2:09.411	183
5	25.490	32.359	20.872	30.045	1:48.766	258	2	28.326	35.623	22.918	32.433	1:59.300	224
7 Damion DAVIS (NSW) (28th)							3	28.523	34.780	22.604	31.865	1:57.772	219
1	37.575	35.413	22.408	31.623	2:07.019	184	4	29.050	35.552	22.835	31.929	1:59.366	223
2	28.905	35.038	22.365	32.307	1:58.615	215	5	28.973	36.020	23.378	32.309	2:00.680	208
3	28.299	35.157	24.014	32.975	2:00.445	217	23 Laurie FYFFE (NSW) (14th)						
4	29.832	35.590	23.210	32.464	2:01.096	203	1	35.218	33.450	20.938	29.938	1:59.544	181
5	28.914	35.555	23.494	32.229	2:00.192	213	2	26.703	33.042	21.019	30.223	1:50.987	234
8 Albert TEHENNEPE (VIC) (31th)							3	26.187	32.385	20.406	29.596	1:48.574	232
1	39.117	38.053	25.013	34.219	2:16.402	173	4	26.977	33.125	21.481	29.855	1:51.438	232
2	29.350	36.032	24.229	33.870	2:03.481	211	5	26.251	32.612	21.388	30.739	1:50.990	234
3	29.472	35.684	23.708	32.492	2:01.356	213	27 Lech BUDNIAK (NSW) (25th)						
4	28.972	37.575	23.760	33.404	2:03.711	224	1	37.924	35.444	22.574	31.036	2:06.978	173
5	29.074	36.929	23.740	33.516	2:03.259	228	2	28.179	34.024	22.344	31.694	1:56.241	216
9 Dean CASTLETON (VIC) (12th)							3	27.858	34.123	22.707	32.001	1:56.689	232
1	35.005	33.227	20.853	30.482	1:59.567	182	4	27.981	34.129	22.338	31.321	1:55.769	226
2	26.594	31.417	21.037	29.881	1:48.929	243	5	27.822	33.759	22.182	31.298	1:55.061	231
3	26.144	32.474	21.496	30.481	1:50.595	240	29 Scott CAMPBELL (TAS) (4th)						
4	26.572	32.428	21.524	30.557	1:51.081	246	1	30.631	30.035	19.379	28.020	1:48.065	197
5	25.735	32.697	21.799	29.906	1:50.137	243	2	24.340	29.674	19.516	27.887	1:41.417	258
12 Richard EASTON (NSW) (DNF)							3	24.529	29.742	19.391	28.062	1:41.724	258
1	37.725	35.745	22.676	31.608	2:07.754	174	4	24.343	29.874	19.493	28.317	1:42.027	258
20 David JOHNSON (SA) (9th)							5	25.348	30.043	19.445	27.911	1:42.747	258
1	31.468	30.347	19.823	28.337	1:49.975	200	36 Murray CLARK (QLD) (2nd)						
2	24.308	30.230	19.887	28.769	1:43.194	262	1	31.177	30.169	19.586	27.600	1:48.532	205

Scott Laing
 Chief Timekeeper - Scott Laing

Tom Williams
 Race Director - Tom Williams



www.computime.com.au
 COMPUTIME RACE TIMING SYSTEMS PTY LTD



2023

Round 6 : October 27 - 29



Phillip Island GP Circuit



SUPERBIKE MASTERS

Race 1

Date: 28/10/23
 Event: R01
 Weather: Cloudy & windy - Temp: 20.6C
 Track: Dry - Temp: 23.3C

Started at: 13:53:30
 Laps: 5
 Starters: 34
 Posted at: 14:07

PROVISIONAL SPLIT TIMES

Lap	Split 1	Split 2	Split 3	Split 4	Lap Time	Spd	Lap	Split 1	Split 2	Split 3	Split 4	Lap Time	Spd
2	24.424	30.362	19.540	27.614	1:41.940	269	1	33.779	32.527	21.026	30.320	1:57.652	205
3	24.202	29.916	19.462	27.864	1:41.444	269	2	26.572	31.806	21.127	30.298	1:49.803	252
4	24.295	29.848	19.360	27.691	1:41.194	266	3	26.650	32.408	21.357	30.789	1:51.204	253
5	24.650	30.069	19.448	27.618	1:41.785	269	4	26.691	32.442	21.636	30.595	1:51.364	246
							5	26.741	32.490	21.599	30.537	1:51.367	243
43 Keo WATSON (NSW) (1st)							64 Paul PARLETT (NSW) (26th)						
1	30.302	29.758	19.436	27.831	1:47.327	209	1	39.308	36.379	22.686	32.091	2:10.464	157
2	24.139	29.618	19.644	28.019	1:41.420	276	2	29.296	35.318	22.566	32.143	1:59.323	205
3	24.220	29.679	19.794	28.278	1:41.971	276	3	29.079	34.764	22.721	31.178	1:57.742	196
4	24.281	29.846	19.603	28.074	1:41.804	275	4	29.033	35.088	22.483	31.823	1:58.427	197
5	24.506	29.834	19.691	28.090	1:42.121	275	5	29.035	34.973	22.723	32.167	1:58.898	201
45 Edwin HAAZER (VIC) (17th)							73 Glenn CRUTCHLEY (VIC) (20th)						
1	35.566	34.159	21.740	29.738	2:01.203	181	1	35.869	34.023	21.456	29.380	2:00.728	181
2	26.856	32.672	21.006	29.645	1:50.179	242	2	26.502	33.220	21.660	29.759	1:51.141	242
3	26.626	32.959	21.038	29.795	1:50.418	231	3	26.571	33.978	21.435	30.160	1:52.144	243
4	26.209	33.299	20.957	29.619	1:50.084	244	4	26.997	34.022	22.071	30.827	1:53.917	239
5	26.310	33.338	21.221	29.854	1:50.723	234	5	27.114	32.958	21.723	30.784	1:52.579	235
49 Corey TURNER (QLD) (5th)							75 Steven HARLEY (NSW) (11th)						
1	31.691	30.593	19.694	28.437	1:50.415	185	1	35.376	32.548	20.632	29.452	1:58.008	183
2	24.831	30.334	19.910	28.718	1:43.793	254	2	26.422	31.735	21.017	31.576	1:50.750	243
3	24.946	30.222	19.841	28.609	1:43.618	250	3	26.092	32.464	21.019	30.471	1:50.046	234
4	25.162	30.705	19.933	28.689	1:44.489	251	4	26.599	32.276	21.184	29.683	1:49.742	248
5	25.273	30.760	20.252	29.071	1:45.356	248	5	26.372	33.442	21.904	29.875	1:51.593	233
50 Glenn HINDLE (NSW) (7th)							76 Scott WEBSTER (VIC) (6th)						
1	33.194	32.313	20.322	29.324	1:55.153	198	1	32.230	31.918	20.525	29.267	1:53.940	194
2	25.665	32.454	20.469	29.119	1:47.707	251	2	25.511	31.923	20.432	28.937	1:46.803	253
3	25.500	32.260	20.544	28.825	1:47.129	248	3	25.068	31.355	20.016	29.168	1:45.607	254
4	25.364	31.940	20.037	29.058	1:46.399	256	4	25.283	31.655	20.185	29.062	1:46.185	247
5	25.360	31.816	20.316	29.479	1:46.971	256	5	25.613	32.140	21.592	29.506	1:48.851	243
52 Ryan TAYLOR (VIC) (3rd)							82 Russell COUTTS (QLD) (29th)						
1	30.547	29.837	19.381	28.062	1:47.827	203	1	38.874	36.322	22.799	32.483	2:10.478	174
2	24.352	29.632	19.324	28.111	1:41.419	267	2	29.018	35.216	22.691	32.490	1:59.415	206
3	24.582	29.639	19.266	28.117	1:41.604	262	3	28.951	35.704	23.292	32.517	2:00.464	209
4	24.425	29.771	19.505	28.505	1:42.206	264	4	28.524	35.289	22.785	31.968	1:58.566	209
5	25.081	30.002	19.292	28.113	1:42.488	264	5	28.326	34.870	23.533	31.983	1:58.712	216
63 Robert YOUNG (NSW) (13th)													

Scott Laing
 Chief Timekeeper - Scott Laing

Tom Williams
 Race Director - Tom Williams



2023

Round 6 : October 27 - 29

Phillip Island GP Circuit



SUPERBIKE MASTERS

Race 1

Date: 28/10/23
 Event: R01
 Weather: Cloudy & windy - Temp: 20.6C
 Track: Dry - Temp: 23.3C

Started at: 13:53:30
 Laps: 5
 Starters: 34
 Posted at: 14:07

PROVISIONAL SPLIT TIMES

Lap	Split 1	Split 2	Split 3	Split 4	Lap Time	Spd	Lap	Split 1	Split 2	Split 3	Split 4	Lap Time	Spd
89 Stuart WOODBURY (NSW) (18th)							2	26.947	32.396	21.417	30.300	1:51.060	248
1	34.765	33.025	21.102	30.544	1:59.436	199	3	26.989	32.712	21.113	30.842	1:51.656	241
2	26.530	32.917	21.494	30.793	1:51.734	258	4	26.923	32.808	21.681	30.870	1:52.282	245
3	26.657	32.368	20.968	30.406	1:50.399	255	5	26.880	32.654	21.362	30.721	1:51.617	239
4	26.955	33.414	21.241	30.641	1:52.251	251	289 Mark POWELL (NSW) (21th)						
5	26.903	32.845	21.466	30.573	1:51.787	251	1	37.235	34.016	21.953	30.469	2:03.673	179
90 Michael MOLONEY (VIC) (23th)							2	26.691	32.940	21.613	30.162	1:51.406	233
1	36.637	33.689	21.511	30.522	2:02.359	208	3	27.126	33.674	22.038	30.631	1:53.469	218
2	26.191	32.718	21.057	30.573	1:50.539	246	4	27.293	33.471	21.844	30.740	1:53.348	225
3	26.666	33.246	21.823	31.126	1:52.861	245	5	27.354	33.357	21.695	30.271	1:52.677	220
4	27.028	33.185	21.612	30.596	1:52.421	244	747 Allen BROMLEY (QLD) (30th)						
5	27.371	33.598	23.695	33.123	1:57.787	228	1	39.015	36.518	23.069	31.955	2:10.557	162
95 John RILEY (WA) (DNF)							2	29.546	36.554	22.944	32.323	2:01.367	208
1	38.157	34.657	21.850	31.129	2:05.793	174	3	28.398	36.019	23.821	32.648	2:00.886	213
131 Paul RIGNEY (NSW) (22th)							4	28.420	36.174	23.267	32.424	2:00.285	220
1	37.411	33.594	21.596	31.144	2:03.745	195	5	28.495	35.696	23.881	32.040	2:00.112	211
2	27.137	32.731	21.925	30.907	1:52.700	218	778 Corey GLOCK (QLD) (15th)						
3	27.195	32.771	21.946	31.077	1:52.989	219	1	35.790	33.342	21.101	30.077	2:00.310	186
4	27.391	33.236	21.571	30.865	1:53.063	219	2	26.257	32.646	21.341	30.260	1:50.504	239
5	27.016	32.504	21.577	31.252	1:52.349	222	3	26.326	32.428	20.850	29.683	1:49.287	236
151 Phillip BEVAN (NSW) (16th)							4	26.195	32.325	21.161	30.877	1:50.558	237
1	33.991	32.875	20.825	30.358	1:58.049	190	5	26.657	32.465	21.581	30.577	1:51.280	239
2	26.623	32.806	20.890	29.752	1:50.071	239	816 Darren LARK (VIC) (32th)						
3	26.247	32.387	21.365	30.853	1:50.852	240	1	41.298	40.603	25.508	35.189	2:22.598	169
4	26.979	33.111	21.385	30.088	1:51.563	235	2	32.094	39.759	25.151	35.523	2:12.527	201
5	26.940	32.811	21.484	30.219	1:51.454	238	3	32.523	39.588	25.192	35.063	2:12.366	195
164 Ian SHORT (VIC) (19th)							4	32.034	41.459	26.041	36.845	2:16.379	199
1	36.383	34.273	21.406	30.885	2:02.947	199							

The results are provisional until the end of the time limit for protests and appeals.

Scott Laing
 Chief Timekeeper - Scott Laing

Tom Williams
 Race Director - Tom Williams



www.computime.com.au
 COMPUTIME RACE TIMING SYSTEMS PTY LTD



2023

Round 6 : October 27 - 29

Phillip Island GP Circuit



ASBK.COM.AU f t i y

SUPERBIKE MASTERS

Race 1

Date: 28/10/23
Event: R01
Weather: Cloudy & windy - Temp: 20.6C
Track: Dry - Temp: 23.3C

Started at: 13:53:30
Laps: 5
Starters: 34
Posted at: 14:07

PROVISIONAL FASTEST LAPS SEQUENCE

Lap	Race Pos	No	Name	Machine	Fastest Lap	On Lap
1	1	43	Keo WATSON (NSW)	Yamaha FZR 1000	1:47.327	1
2	1	43	Keo WATSON (NSW)	Yamaha FZR 1000	1:41.420	2
2	2	52	Ryan TAYLOR (VIC)	Suzuki GSXR 1100	1:41.419	2
2	3	29	Scott CAMPBELL (TAS)	Honda RC30 750	1:41.417	2
4	3	36	Murray CLARK (QLD)	Suzuki GSXR K 1127	1:41.194	4

The results are provisional until the end of the time limit for protests and appeals.

Scott Laing
Chief Timekeeper - Scott Laing

Tom Williams
Race Director - Tom Williams



www.computime.com.au
COMPUTIME RACE TIMING SYSTEMS PTY LTD



2023

Round 6 : October 27 - 29



Phillip Island GP Circuit



ASBK.COM.AU f t i y

SUPERBIKE MASTERS

Race 1

Date: 28/10/23
 Event: R01
 Weather: Cloudy & windy - Temp: 20.6C
 Track: Dry - Temp: 23.3C

Started at: 13:53:30
 Laps: 5
 Starters: 34
 Posted at: 14:07

PROVISIONAL LAP SHEET

No	Lap Time	Gap	No	Lap Time	Gap	No	Lap Time	Gap	No	Lap Time	Gap	No	Lap Time	Gap
			Lap 2			29	1:41.724	.488	20	1:50.038	15.222	20	1:58.017	31.118
Lap 1			43	1:41.420		36	1:41.444	1.198	76	1:46.185	20.013	3	1:48.766	33.477
43	1:47.327		52	1:41.419	.499	20	1:44.537	6.988	50	1:46.399	23.866	75	1:51.593	45.496
52	1:47.827	.500	29	1:41.417	.735	49	1:43.618	7.108	2	1:47.555	26.096	9	1:50.137	45.666
29	1:48.065	.738	36	1:41.940	1.725	76	1:45.607	15.632	3	1:49.234	26.832	63	1:51.367	46.747
36	1:48.532	1.205	20	1:43.194	4.422	50	1:47.129	19.271	75	1:49.742	36.024	23	1:50.990	46.890
20	1:49.975	2.648	49	1:43.793	5.461	3	1:47.723	19.402	63	1:51.364	37.501	778	1:51.280	47.296
49	1:50.415	3.088	76	1:46.803	11.996	2	1:48.100	20.345	9	1:51.081	37.650	151	1:51.454	47.346
76	1:53.940	6.613	3	1:47.191	13.650	63	1:51.204	27.941	151	1:51.563	38.013	45	1:50.723	47.964
2	1:53.990	6.663	50	1:47.707	14.113	75	1:50.046	28.086	23	1:51.438	38.021	89	1:51.787	50.964
50	1:55.153	7.826	2	1:48.973	14.216	151	1:50.852	28.254	778	1:50.558	38.137	164	1:51.617	54.919
3	1:55.206	7.879	63	1:49.803	18.708	9	1:50.595	28.373	45	1:50.084	39.362	73	1:52.579	55.866
63	1:57.652	10.325	151	1:50.071	19.373	23	1:48.574	28.387	89	1:52.251	41.298	289	1:52.677	59.930
75	1:58.008	10.681	9	1:48.929	19.749	778	1:49.287	29.383	73	1:53.917	45.408	131	1:52.349	1:00.203
151	1:58.049	10.722	75	1:50.750	20.011	89	1:50.399	30.851	164	1:52.282	45.423	90	1:57.787	1:01.324
89	1:59.436	12.109	23	1:50.987	21.784	45	1:50.418	31.082	90	1:52.421	45.658	21	1:52.580	1:07.627
23	1:59.544	12.217	778	1:50.504	22.067	73	1:52.144	33.295	289	1:53.348	49.374	27	1:55.061	1:16.095
9	1:59.567	12.240	89	1:51.734	22.423	164	1:51.656	34.945	131	1:53.063	49.975	64	1:58.898	1:30.211
778	2:00.310	12.983	45	1:50.179	22.635	90	1:52.861	35.041	21	1:54.284	57.168	22	2:00.680	1:31.886
73	2:00.728	13.401	73	1:51.141	23.122	289	1:53.469	37.830	27	1:55.769	1:03.155	7	2:00.192	1:32.724
45	2:01.203	13.876	90	1:50.539	24.151	131	1:52.989	38.716	22	1:59.366	1:13.327	82	1:58.712	1:32.992
90	2:02.359	15.032	164	1:51.060	25.260	21	1:54.365	44.688	64	1:58.427	1:13.434	747	2:00.112	1:38.564
164	2:02.947	15.620	289	1:51.406	26.332	27	1:56.689	49.190	7	2:01.096	1:14.653	8	2:03.259	1:53.566
289	2:03.673	16.346	131	1:52.700	27.698	7	2:00.445	55.361	82	1:58.566	1:16.401			
131	2:03.745	16.418	21	1:54.741	32.294	22	1:57.772	55.765	747	2:00.285	1:20.573			
95	2:05.793	18.466	27	1:56.241	34.472	64	1:57.742	56.811	8	2:03.711	1:32.428			
21	2:06.300	18.973	7	1:58.615	36.887	82	2:00.464	59.639						
27	2:06.978	19.651	22	1:59.300	39.964	747	2:00.886	1:02.092						
7	2:07.019	19.692	64	1:59.323	41.040	8	2:01.356	1:10.521						
12	2:07.754	20.427	82	1:59.415	41.146	816	2:12.366	1:36.773						
22	2:09.411	22.084	747	2:01.367	43.177									
64	2:10.464	23.137	8	2:03.481	51.136									
82	2:10.478	23.151	816	2:12.527	1:06.378									
747	2:10.557	23.230												
8	2:16.402	29.075												
816	2:22.598	35.271												

The results are provisional until the end of the time limit for protests and appeals.

Scott Laing
 Chief Timekeeper - Scott Laing

Tom Williams
 Race Director - Tom Williams



www.computime.com.au
 COMPUTIME RACE TIMING SYSTEMS PTY LTD



2023

Round 6 : October 27 - 29

Phillip Island GP Circuit



ASBK.COM.AU f t i y

SUPERBIKE MASTERS

Race 1

Date: 28/10/23
Event: R01
Weather: Cloudy & windy - Temp: 20.6C
Track: Dry - Temp: 23.3C

Started at: 13:53:30
Laps: 5
Starters: 34
Posted at: 14:07

PROVISIONAL LAP CHART

Table with columns: Name, Grid, 1, 2, 3, 4, 5, Name. It shows the provisional lap chart for 34 riders across 5 laps, with grid numbers and lap numbers connected by lines.

The results are provisional until the end of the time limit for protests and appeals.

Signature of Scott Laing
Chief Timekeeper - Scott Laing

Signature of Tom Williams
Race Director - Tom Williams



www.computime.com.au
COMPUTIME RACE TIMING SYSTEMS PTY LTD



2023

Round 6 : October 27 - 29



Phillip Island GP Circuit



SUPERBIKE MASTERS

Race 1

Date: 28/10/23
 Event: R01
 Weather: Cloudy & windy - Temp: 20.6C
 Track: Dry - Temp: 23.3C

Started at: 13:53:30
 Laps: 5
 Starters: 34
 Posted at: 14:07

PROVISIONAL BEST PARTIAL TIMES

Pos	Split 1		Split 2		Split 3		Split 4		LAP		Ideal	Fastest
	Name	Time	Name	Time	Name	Time	Name	Time	Name	Time		
1	K. WATSON	24.139	K. WATSON	29.618	R. TAYLOR	19.266	M. CLARK	27.614	M. CLARK	1:41.024	1:41.194	
2	M. CLARK	24.202	R. TAYLOR	29.632	M. CLARK	19.360	S. CAMPBELL	27.887	S. CAMPBELL	1:41.292	1:41.417	
3	D. JOHNSON	24.308	S. CAMPBELL	29.674	S. CAMPBELL	19.391	K. WATSON	28.019	R. TAYLOR	1:41.361	1:41.419	
4	S. CAMPBELL	24.340	M. CLARK	29.848	K. WATSON	19.603	R. TAYLOR	28.111	K. WATSON	1:41.379	1:41.420	
5	R. TAYLOR	24.352	C. TURNER	30.222	C. TURNER	19.841	C. TURNER	28.609	D. JOHNSON	1:43.194	1:43.194	
6	C. TURNER	24.831	D. JOHNSON	30.230	D. JOHNSON	19.887	D. JOHNSON	28.769	C. TURNER	1:43.503	1:43.618	
7	S. WEBSTER	25.068	B. PHELAN	30.936	S. WEBSTER	20.016	G. HINDLE	28.825	S. WEBSTER	1:45.376	1:45.607	
8	G. HINDLE	25.360	S. WEBSTER	31.355	G. HINDLE	20.037	A. BENNETT	28.905	B. PHELAN	1:45.775	1:45.775	
9	A. BENNETT	25.466	D. CASTLETO	31.417	B. PHELAN	20.187	S. WEBSTER	28.937	G. HINDLE	1:46.038	1:46.399	
10	B. PHELAN	25.478	S. HARLEY	31.735	L. FYFFE	20.406	B. PHELAN	29.174	A. BENNETT	1:47.019	1:47.191	
11	D. CASTLETO	25.735	R. YOUNG	31.806	A. BENNETT	20.432	L. FYFFE	29.596	D. CASTLETO	1:48.070	1:48.929	
12	S. HARLEY	26.092	G. HINDLE	31.816	C. GLOCK	20.850	E. HAAZER	29.619	S. HARLEY	1:48.527	1:49.742	
13	L. FYFFE	26.187	A. BENNETT	32.216	P. BEVAN	20.890	S. HARLEY	29.683	L. FYFFE	1:48.574	1:48.574	
14	M. MOLONEY	26.191	C. GLOCK	32.325	E. HAAZER	20.957	C. GLOCK	29.683	C. GLOCK	1:49.053	1:49.287	
15	C. GLOCK	26.195	S. WOODBUR	32.368	S. WOODBUR	20.968	P. BEVAN	29.752	P. BEVAN	1:49.276	1:50.071	
16	E. HAAZER	26.209	L. FYFFE	32.385	S. HARLEY	21.017	G. CRUTCHLE	29.759	E. HAAZER	1:49.457	1:50.084	
17	P. BEVAN	26.247	P. BEVAN	32.387	D. CASTLETO	21.037	D. CASTLETO	29.881	R. YOUNG	1:49.803	1:49.803	
18	D. ACKLAND	26.353	I. SHORT	32.396	M. MOLONEY	21.057	M. POWELL	30.162	S. WOODBUR	1:50.272	1:50.399	
19	G. CRUTCHLE	26.502	P. RIGNEY	32.504	I. SHORT	21.113	R. YOUNG	30.298	M. MOLONEY	1:50.539	1:50.539	
20	S. WOODBUR	26.530	E. HAAZER	32.672	R. YOUNG	21.127	I. SHORT	30.300	G. CRUTCHLE	1:50.654	1:51.141	
21	R. YOUNG	26.572	M. MOLONEY	32.718	G. CRUTCHLE	21.435	S. WOODBUR	30.406	I. SHORT	1:50.689	1:51.060	
22	M. POWELL	26.691	M. POWELL	32.940	P. RIGNEY	21.571	M. MOLONEY	30.573	M. POWELL	1:51.406	1:51.406	
23	I. SHORT	26.880	G. CRUTCHLE	32.958	M. POWELL	21.613	P. RIGNEY	30.865	P. RIGNEY	1:51.956	1:52.349	
24	P. RIGNEY	27.016	D. ACKLAND	33.271	D. ACKLAND	21.767	D. ACKLAND	31.003	D. ACKLAND	1:52.394	1:52.580	
25	L. BUDNIAK	27.822	L. BUDNIAK	33.759	L. BUDNIAK	22.182	P. PARLETT	31.178	L. BUDNIAK	1:55.061	1:55.061	
26	D. DAVIS	28.299	P. PARLETT	34.764	D. DAVIS	22.365	L. BUDNIAK	31.298	P. PARLETT	1:57.458	1:57.742	
27	R. COUTTS	28.326	K. WEBB	34.780	P. PARLETT	22.483	K. WEBB	31.865	K. WEBB	1:57.575	1:57.772	
28	K. WEBB	28.326	R. COUTTS	34.870	K. WEBB	22.604	R. COUTTS	31.968	R. COUTTS	1:57.855	1:58.566	
29	A. BROMLEY	28.398	D. DAVIS	35.038	R. COUTTS	22.691	A. BROMLEY	32.040	D. DAVIS	1:57.931	1:58.615	
30	A. TEHENNEP	28.972	A. TEHENNEP	35.684	A. BROMLEY	22.944	D. DAVIS	32.229	A. BROMLEY	1:59.078	2:00.112	
31	P. PARLETT	29.033	A. BROMLEY	35.696	A. TEHENNEP	23.708	A. TEHENNEP	32.492	A. TEHENNEP	2:00.856	2:01.356	
32	D. LARK	32.034	D. LARK	39.588	D. LARK	25.151	D. LARK	35.063	D. LARK	2:11.836	2:12.366	

The results are provisional until the end of the time limit for protests and appeals.

Scott Laing
 Chief Timekeeper - Scott Laing

Tom Williams
 Race Director - Tom Williams



www.computime.com.au
 COMPUTIME RACE TIMING SYSTEMS PTY LTD



2023**Round 6 : October 27 - 29****Phillip Island GP Circuit**

ASBK.COM.AU f t i y

SUPERBIKE MASTERS PROVISIONAL PROGRESSIVE ROUND POINTS

SUPERBIKE MASTERS - OVERALL

Pos	No	Name	Rnd 2 Race 1	Total
1	43	Keo WATSON	25	25
2	36	Murray CLARK	20	20
3	52	Ryan TAYLOR	18	18
4	29	Scott CAMPBELL	17	17
5	49	Corey TURNER	16	16
6	76	Scott WEBSTER	15	15
7	50	Glenn HINDLE	14	14
8	2	Brad PHELAN	13	13
9	20	David JOHNSON	12	12
10	3	Aaron BENNETT	11	11
11	75	Steven HARLEY	10	10
12	9	Dean CASTLETON	9	9
13	63	Robert YOUNG	8	8
14	23	Laurie FYFFE	7	7
15	778	Corey GLOCK	6	6
16	151	Phillip BEVAN	5	5
17	45	Edwin HAAZER	4	4
18	89	Stuart WOODBURY	3	3
19	164	Ian SHORT	2	2
20	73	Glenn CRUTCHLEY	1	1

SUPERBIKE MASTERS - PERIOD 5 F1

Pos	No	Name	Rnd 2 Race 1	Total
1	76	Scott WEBSTER	25	25
2	50	Glenn HINDLE	20	20
3	164	Ian SHORT	18	18
4	73	Glenn CRUTCHLEY	17	17
5	64	Paul PARLETT	16	16
6	7	Damion DAVIS	15	15
7	8	Albert TEHENNEPE	14	14

SUPERBIKE MASTERS - PERIOD 5 UNLIMITED

Pos	No	Name	Rnd 2 Race 1	Total
1	2	Brad PHELAN	25	25
2	20	David JOHNSON	20	20
3	3	Aaron BENNETT	18	18
4	45	Edwin HAAZER	17	17
5	131	Paul RIGNEY	16	16
6	90	Mick MOLONEY	15	15
7	21	Denis ACKLAND	14	14
8	82	Russell COUTTS	13	13
9	747	Allen BROMLEY	12	12

Scott Laing
.....
Chief Timekeeper - Scott Laing

Tom Williams
.....
Race Director - Tom Williams



www.computime.com.au
COMPUTIME RACE TIMING SYSTEMS PTY LTD



2023

Round 6 : October 27 - 29

Phillip Island GP Circuit



ASBK.COM.AU f t i y

SUPERBIKE MASTERS
PROVISIONAL PROGRESSIVE ROUND POINTS

SUPERBIKE MASTERS - PERIOD 6 FORMULA 750cc

Pos	No	Name	Rnd 2 Race 1	Total
1	29	Scott CAMPBELL	25	25
2	49	Corey TURNER	20	20
3	63	Robert YOUNG	18	18
4	23	Laurie FYFFE	17	17
5	778	Corey GLOCK	16	16
6	151	Phillip BEVAN	15	15
7	289	Mark POWELL	14	14
8	22	Karen WEBB	13	13
9	816	Darren LARK	12	12

SUPERBIKE MASTERS - PERIOD 6 FORMULA 1300cc

Pos	No	Name	Rnd 2 Race 1	Total
1	43	Keo WATSON	25	25
2	36	Murray CLARK	20	20
3	52	Ryan TAYLOR	18	18
4	75	Steven HARLEY	17	17
5	9	Dean CASTLETON	16	16
6	89	Stuart WOODBURY	15	15
7	27	Lech BUDNIAK	14	14

.....
Chief Timekeeper - Scott Laing

.....
Race Director - Tom Williams



www.computime.com.au
COMPUTIME RACE TIMING SYSTEMS PTY LTD



2023**Round 6 : October 27 - 29****Phillip Island GP Circuit**
ASBK.COM.AU f t i y

**SUPERBIKE MASTERS
PROVISIONAL PROGRESSIVE SERIES POINTS**
SUPERBIKE MASTERS - OVERALL


Pos	No	Name	Rnd 1 SMSP	Rnd 2 Race 1	Total
1	43	Keo WATSON	75	25	100
2	11a	Troy CORSER	60		60
3	2	Brad PHELAN	43	13	56
4	36	Murray CLARK	32	20	52
5	63	Robert YOUNG	44	8	52
6	778	Corey GLOCK	44	6	50
7	3	Aaron BENNETT	36	11	47
8	62	Phillip BURKE	36		36
9	107	Roger GUNN	35		35
10	37	Brian BOLSTER	34		34
11	76	Scott WEBSTER	15	15	30
12	75	Steven HARLEY	17	10	27
13	190	Greg AVERY	25		25
14	151	Phillip BEVAN	20	5	25
15	12	Richard EASTON	25		25
16	50	Glenn HINDLE	10	14	24
17	52	Ryan TAYLOR		18	18
18	29	Scott CAMPBELL		17	17
19	49	Corey TURNER		16	16
20	48	Paul PARLETT	16		16
21	7	Damion DAVIS	13		13
22	131	Paul RIGNEY	13		13
23	20	David JOHNSON		12	12
24	23	Laurie FYFFE	5	7	12
25	79	Stephen KAIRL	10		10
26	9	Dean CASTLETON		9	9
27	110	Ross DOBSON	8		8
28	4	Patrick POVOLNY	5		5
29	24	Mick JOHNSTON	4		4
30	45	Edwin HAAZER		4	4
31	89	Stuart WOODBURY		3	3
32	164	Ian SHORT		2	2
33	64a	Andrew RELPH	2		2
34	73	Glenn CRUTCHLEY		1	1

SUPERBIKE MASTERS - PERIOD 5 F1

Pos	No	Name	Rnd 1 SMSP	Rnd 2 Race 1	Total
1	11a	Troy CORSER	75		75
2	64	Paul PARLETT	48	16	64
3	7	Damion DAVIS	47	15	62
4	76	Scott WEBSTER	33	25	58
5	107	Roger GUNN	55		55
6	190	Greg AVERY	40		40
7	50	Glenn HINDLE	18	20	38
8	164	Ian SHORT		18	18
9	73	Glenn CRUTCHLEY		17	17
10	8	Albert TEHENNEPE		14	14



 Chief Timekeeper - Scott Laing



 Race Director - Tom Williams


www.computime.com.au
COMPUTIME RACE TIMING SYSTEMS PTY LTD



2023



Round 6 : October 27 - 29

Phillip Island GP Circuit



ASBK.COM.AU f t i y

SUPERBIKE MASTERS PROVISIONAL PROGRESSIVE SERIES POINTS

SUPERBIKE MASTERS - PERIOD 5 UNLIMITED

Pos	No	Name	Rnd 1 SMSP	Rnd 2 Race 1	Total
1	2	Brad PHELAN	65	25	90
2	131	Paul RIGNEY	53	16	69
3	3	Aaron BENNETT	50	18	68
4	110	Ross DOBSON	53		53
5	20	David JOHNSON		20	20
6	4	Patrick POVOLNY	18		18
7	45	Edwin HAAZER		17	17
8	90	Mick MOLONEY		15	15
9	21	Denis ACKLAND		14	14
10	82	Russell COUTTS		13	13
11	747	Allen BROMLEY		12	12


SUPERBIKE MASTERS - PERIOD 6 FORMULA 750cc

Pos	No	Name	Rnd 1 SMSP	Rnd 2 Race 1	Total
1	63	Robert YOUNG	70	18	88
2	778	Corey GLOCK	65	16	81
3	62	Phillip BURKE	54		54
4	151	Phillip BEVAN	34	15	49
5	12	Richard EASTON	49		49
6	23	Laurie FYFFE	29	17	46
7	24	Mick JOHNSTON	28		28
8	64a	Andrew RELPH	27		27
9	29	Scott CAMPBELL		25	25
10	816	Darren LARK	11	12	23
11	337	Gregory FARRELL	23		23
12	49	Corey TURNER		20	20
13	289	Mark POWELL		14	14
14	22	Karen WEBB		13	13
15	207	Kurt GRAINGER	12		12

SUPERBIKE MASTERS - PERIOD 6 FORMULA 1300cc

Pos	No	Name	Rnd 1 SMSP	Rnd 2 Race 1	Total
1	43	Keo WATSON	75	25	100
2	36	Murray CLARK	38	20	58
3	75	Steven HARLEY	35	17	52
4	37	Brian BOLSTER	40		40
5	79	Stephen KAIRL	35		35
6	52	Ryan TAYLOR		18	18
7	9	Dean CASTLETON		16	16
8	89	Stuart WOODBURY		15	15
9	27	Lech BUDNIAK		14	14


 Chief Timekeeper - Scott Laing


 Race Director - Tom Williams



www.computime.com.au
 COMPUTIME RACE TIMING SYSTEMS PTY LTD



2023



Round 6 : October 27 - 29

Phillip Island GP Circuit



ASBK.COM.AU f t i y

SUPERBIKE MASTERS

Race 1

Date: 28/10/23
Event: R01
Weather: Cloudy & windy - Temp: 20.6C
Track: Dry - Temp: 23.3C

Started at: 13:53:30
Laps: 5
Starters: 34
Posted at: 14:07

PROVISIONAL RACE INFORMATION

Time	Description
13:50:03	PIT EXIT OPEN
13:50:10	WARM UP LAP STARTED
13:52:24	Track temps: 26.3C (SF) / 22.6c (i1) / 21.9C (i2) / 22.5 (i3)
13:53:30	Event Start
13:57:02	NO JUMP STARTS
13:57:59	Rider 95 (John RILEY) STOPPED - TURN 12
14:02:05	Chequered Flag
14:04:51	Event Finish

The results are provisional until the end of the time limit for protests and appeals.

Scott Laing
Chief Timekeeper - Scott Laing

Tom Williams
Race Director - Tom Williams



www.computime.com.au
COMPUTIME RACE TIMING SYSTEMS PTY LTD

